



Teemi TMSL-55CR PostalPoint programming

Scan codes in order, left to right then top to bottom.

1. Restore factory defaults: Cradle and scanner



2. Scan the BT_ADDR barcode on the bottom of the cradle.

3. Set USB communication mode: Scanner and cradle



060802131.




SX060802131.

4. Wait for scanner to disconnect and reconnect (will make two sets of beeps)

5. Prepend null bytes to data

(fixes a cradle firmware bug where it doesn't send the first few characters of a barcode)




080400.



Y9Y



Y9Y



Y0Y



Y0Y



Y0Y




Y0Y



Y0Y



Y0Y



0D0400.